

WLCAs in the Design & Construction Process



Step 1 (RIBA stage 2)

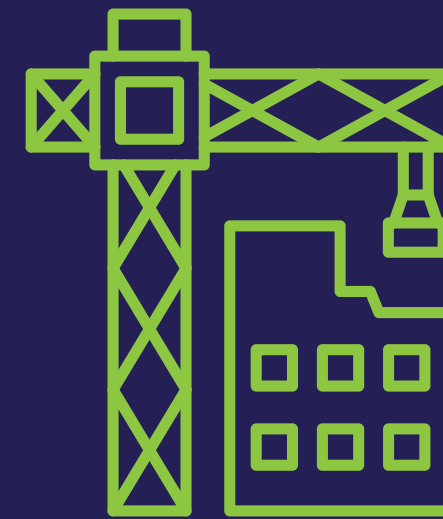

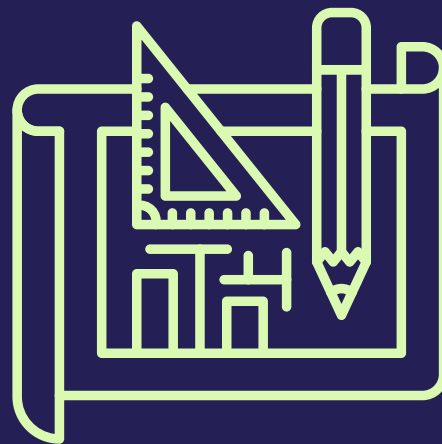
- Applicants should submit a pre-application WLC assessment
- Submitted to planning authority alongside other pre-application information

Step 2 (RIBA stage 3)

- Applicants should submit either an outline or detailed WLC assessment
- WLC assessment required against each life cycle module
- Actions taken to reduce WLC emissions

Step 3 (RIBA stage 6)

- Applicants should submit a post-construction WLC assessment to planning authority
- Post planning/ completion update of assessment
- Comparison against planning submission stage results and differences explained



Strategic
Definition

Preparation
& Briefing

Concept
Design

Spatial
Coordination

Technical
Design

Manufacturing
& Construction

Handover

Use